

## BINZEL SERIES WEAR PARTS

(All pricing excludes GST)

### Nozzles (2 Pack)

CODE:	DESCRIPTION:	BORE:	WALL:	MATERIAL:
MCN1571	Cylindrical Nozzle	16.0	1.0mm	Copper
MCN1570 *	Conical Nozzle	12.0	1.0mm	Copper
MCN1572	Tapered Nozzle	10.5	1.0mm	Copper

\* Standard Nozzle comes with BINZEL MT150 MIG/MAG Torch Kit

MCN2471	Cylindrical Nozzle	17.2	1.4mm	Copper
MCN2470 *	Conical Nozzle	12.6	1.4mm	Copper

\* Standard Nozzle comes with BINZEL MT240 MIG/MAG Torch Kit



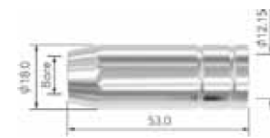
MCN2571	Cylindrical Nozzle	18.0	1.75mm	Copper
MCN2570 *	Conical Nozzle	15.0	1.75mm	Copper
MCN2572	Tapered Nozzle	12.0	1.75mm	Copper

\* Standard Nozzle comes with BINZEL MT250 MIG/MAG Torch Kit

MCN3671	Cylindrical Nozzle	19.0	2.25mm	Copper
MCN3670 *	Conical Nozzle	16.1	2.25mm	Copper

\* Standard Nozzle comes with BINZEL MT360 MIG/MAG Torch Kit

UB5028	Conical Nozzle	16	2.5mm	Copper
--------	----------------	----	-------	--------




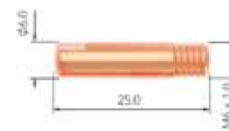
### Contact Tips (5 Pack)

CODE:	DESCRIPTION:	MATERIAL:	WIRE SIZE: (mm /inch)
MMT1506	Contact Tip	Ecu	0.6 / 0.023
MMT1508	Contact Tip	Ecu	0.8 / 0.030
MMT1509	Contact Tip	Ecu	0.9 / 0.035
MMT1510	Contact Tip	Ecu	1.0 / 0.040
MMT1512	Contact Tip	Ecu	1.2 / 0.045

Standard Tips for BINZEL MT150 MIG Torch

MMT2406	Contact Tip	Ecu	0.6-0 / 023
MMT2408	Contact Tip	Ecu	0.8-0 / 030
MMT2409	Contact Tip	Ecu	0.9-0 / 035
MMT2410	Contact Tip	Ecu	1.0 / 0.040
MMT2412	Contact Tip	Ecu	1.2 / 0.045
MMT2414	Contact Tip	Ecu	1.4 / 0.055
MMT2416	Contact Tip	Ecu	1.6 / 0.063
MMT2410A	Contact Tip	Ecu	1.0 / 0.040
MMT2412A	Contact Tip	Ecu	1.2 / 0.045
MMT2416A	Contact Tip	Ecu	1.6 / 0.063

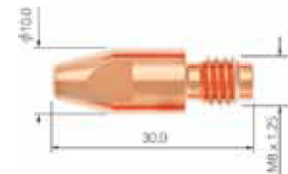
Standard Tips for BINZEL MT240 / MT250 / MT360 MIG Torches



### Contact Tips (5 Pack)

CODE:	DESCRIPTION:	MATERIAL:	WIRE SIZE: (mm /inch)
MMT3808	Contact Tip	Ecu	0.8 - 0.030
MMT3809	Contact Tip	Ecu	0.9 - 0.035
MMT3810	Contact Tip	Ecu	1.0 - 0.040
MMT3812	Contact Tip	Ecu	1.2 - 0.045
MMT3814	Contact Tip	Ecu	1.4 - 0.055
MMT3816	Contact Tip	Ecu	1.6 - 0.063
MMT3810A	Contact Tip	Ecu	1.0 - 0.040
MMT3812A	Contact Tip	Ecu	1.2 - 0.045
MMT3816A	Contact Tip	Ecu	1.6 - 0.063

Standard Tips for BINZEL MT501 MIG Torch.  
Optional for MT360 Torch when using MTA3683 Tip Adaptor



### Contact Tip Adaptors (2 Pack)

CODE:	DESCRIPTION:	MATERIAL:
MTA1507	(1) Tip Adaptor - Left Hand	Brass

Standard Contact Tip Adaptor comes with BINZEL MT150 MIG/MAG Torch Kit

MTA2481	(2) Tip Adaptor	Brass
---------	-----------------	-------

Standard Contact Tip Adaptor comes with BINZEL MT240 MIG/MAG Torch Kit

MTA2581	(3) Tip Adaptor	Brass
---------	-----------------	-------

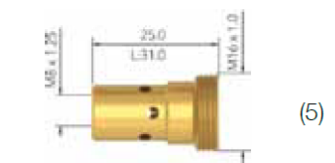

Standard Contact Tip Adaptor comes with BINZEL MT250 MIG/MAG Torch Kit

MTA3681*	(4) Tip Adaptor - 28.5mm M6	Brass
MTA3683	(4) Tip Adaptor - 28.5mm M8	Brass

\* Standard Contact Tip Adaptor comes with BINZEL MT360 MIG/MAG Torch Kit

UB5001	(5) Tip Adaptor	Brass
--------	-----------------	-------

Standard Contact Tip Adaptor comes with BINZEL MT510 MIG/MAG Torch Kit



### Diffusers (2 Pack)

CODE:	DESCRIPTION:	COLOUR:	MATERIAL:
MD2458	Diffuser	Black	DMC3
MD2458W	Diffuser	White	Ceramic

Suits MT240 MIG Torch

MD3658	Diffuser	Black	DMC3
MD3658W	Diffuser	White	Ceramic

Suits MT360 MIG Torch

UB5005B	Diffuser	Black	DMC3
UB005C	Diffuser	White	Ceramic

Suits MT501 MIG Torch



## Liners

CODE:	LENGTH:	DESCRIPTION:	NIPPLE:	WIRE SIZE: (mm)
MSL1539	3.4m	Steel Liner x 3m	Moulded	0.6 - 0.9
MSL1549	4.4m	Steel Liner x 4m	Moulded	0.6 - 0.9
MSL1559	5.4m	Steel Liner x 5m	Moulded	0.6 - 0.9



MTL1538T	3.6m	Teflon Liner x 3m	Teflon Brass	0.6 - 0.9
MTL1548T	4.6m	Teflon Liner x 4m	Teflon Brass	0.6 - 0.9



MSL2432	3.4m	Steel Liner x 3m	Moulded	1.0 - 1.2
MSL2442	4.4m	Steel Liner x 4m	Moulded	1.0 - 1.2
MSL2452	5.4m	Steel Liner x 5m	Moulded	1.0 - 1.2



MTL2432T	3.6m	Teflon Liner x 3m	Teflon Brass	1.0 - 1.2
MTL2442T	4.6m	Teflon Liner x 4m	Teflon Brass	1.0 - 1.2
MTL2452T	5.6m	Teflon Liner x 5m	Teflon Brass	1.0 - 1.2



MSL2436	3.4m	Steel Liner x 3m	Moulded	1.6
MSL2446	4.4m	Steel Liner x 4m	Moulded	1.6
MSL2456	5.4m	Steel Liner x 5m	Moulded	1.6



MTL2436T	3.6m	Teflon Liner x 3m	Teflon Brass	1.0 - 1.2
MTL2446T	4.6m	Teflon Liner x 4m	Teflon Brass	1.0 - 1.2
MTL2456T	5.6m	Teflon Liner x 5m	Teflon Brass	1.0 - 1.2

